

20
20





ACCESSORY
CATALOG


ACCESSORIES



SMARTLIFT®

EXTENDERS

	Name	Description	SL 208 Indoor	SL 280 Indoor	SL 380 Indoor	SL 580 Indoor	SL 408 Outdoor	SL 408 Outdoor HL	SL 608 Outdoor	SL 608 Outdoor HL/HLE	SL 608 Outdoor HL RT/HLE RT	SL 808 Outdoor	SL 1008 Outdoor	SL 400
	18 Extender type +105 mm	Suction pad extender. Intended for loads with various levels. 1 pc.	■	■	■	■	■	■	■	■	■	■	■	
	19 Extender type +250 mm	Suction pad extender. Intended for loads at with various levels. 1 pc.	■	■	■		■	■	■	■	■	■	■	
	20 Profile tube 40 x 40 mm	Extension for traverse L = 50 cm.	■	■	■		■	■						
	21 Profile tube 50 x 50 mm	Extension for yoke L = 50 cm.	■	■	■	■	■	■	■	■	■	■	■	
	22 Profile tube 60 x 60 mm	Extension for yoke L = 50 cm.				■			■	■		■	■	



MOUNTING EQUIPMENT FOR SL400



Name	Description	SL 400 TS
38 Mounting bracket/adaptor Manitou	Mounting bracket/adaptor – to install SL400 on a Manitou.	■
39 Quick-change fitting M2016	Mounting set for SL400. Parts with no suspended attachment to the parent machine.	■
40 Bearing plate Quick-Change M2016	Pre-drilled plate for SL400. Parts with no suspended attachment to the parent machine. State serial no. of machine when ordering Quick-Change and hole plates.	■
41 Perforated plate	Pre-drilled perforated plate for mounting on SL400. Part without anchoring for the parent machine.	■
42 JCB Quick-Change M2016	Quick-change for mounting SL400 on machines with Q-fit changer. Can be used for Quick-Change fitting Sky Lifter M2016.	■

GET MORE OUT OF YOUR SMARTLIFT

There is a wide range of accessories available for your Smartlift. Everything from pallet forks, ramps, hooks and suction pads for various types of surfaces and shapes are just some of the possibilities. **Smartlift – the safe choice!**



SMARTLIFT®

CONTACT US

N.A. Christensensvej 39
DK - 7900 Nykøbing Mors
Denmark

T +45 97 72 29 11
E smart@smartlift.com
W smartlift.com