






CTE TRACCESS 170

The versatile boom configuration (double pantograph, telescopic boom and jib), the compactness of the equipment and a unique capacity of 200 kg make the **CTE TRACCESS 170** the best ally of maintainers, pruners, installers and renters.

Powered version available (diesel or gasoline) **CTE TRACCESS 170** and lithium battery version 100Ah **CTE TRACCESS 170E**.

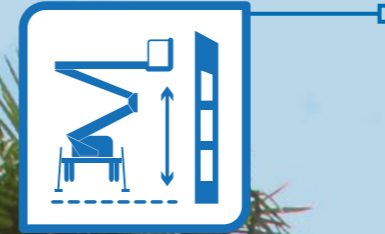
COMPACTNESS

With a height of less than 2 m and a width of less than 80 cm, **CTE TRACCESS 170** passes through standard doors and narrow entrances.



UNRESTRICTED WORKING AREA

No electronic limiter for easier use and to reduce the risk of damage: ideal for rental companies.



ABSOLUTE VERTICALITY WITH ONE CONTROL

Guaranteeing significant operability at height. Possibility of "plumb line" movement in less time: ideal for cleaning façades.




2,1 M JIB

Allows you to pass over obstacles and reach inaccessible places with a range of +80°/-105°.



WIRED REMOTE CONTROL

The umbilical cord allows to manoeuvre the platform smoothly while shifting it, guaranteeing operator safety.



CLEAN TOP BOOM

In CTE TRACCESS 170 platforms both the extension cylinder and the electrical and hydraulic systems are inside the arm, protected from weathering and debris.

The electrical system and catenary housed inside the arm are protected from getting caught up with other elements during operation.

TECHNICAL DATA

- Articulated boom (two elements) + telescopic boom (main boom + extension) + jib
- 330° turret rotation on bearing turntable
- Individual, proportional electrohydraulic controls in basket
- Engine start and stop controls from basket
- Basket base in composite material with aluminium guardrails
- Automatic hydraulically actioned basket levelling
- Basket load sensing device
- N° 4 hydraulic outriggers with ground pressure sensors
- 230 V AC EC electrical socket in the basket
- Gradeability approximately 31%
- Drive speed max 1,5 Km /h
- Electro-hydraulic steering from the ground with an umbilical remote control system
- 230 V 1,5 Kw auxiliary engine
- Hour meter
- Standard boom colours blue (RAL 5017) or white (RAL 9003)
- EN 280:2013 CE certified

Available with the following engines:

Honda 15 Hp petrol engine - Lombardini diesel engine - 48V 110 Ah Lithium battery

MODELS AVAILABLE

 **CTETRACCESS 170**

 **CTETRACCESS 170 E**

CTE S.p.A.

Headquarter and Factory

7 Via Caproni
Rovereto (TN) IT, 38068

Ph. +39 0464 48.50.50

Fax +39 0464 48.50.99

info@ctelift.com

www.ctelift.com

Factory

5 Loc. Terramatta
Rivoli Veronese (VR) IT, 37010

CTE UK Ltd

Enderby Leicestershire - UK

