

 **CTE**  
WORK BECOMES EASY



 **CTETRACCESS 135**

EN

## CTE TRACCESS 135

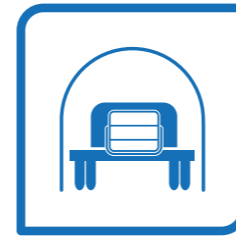
The extremely versatile boom configuration and machine compactness make the **CTE TRACCESS 135** the best ally for maintainers, pruners, installers and hirers.

### ABSOLUTE VERTICALITY WITH ONE CONTROL

Guaranteeing significant operability at height. Possibility of "plumb line" movement in less time: ideal for cleaning façades.

### UNRESTRICTED WORKING AREA

**CTE TRACCESS 135** features maximum outreach with max basket capacity.


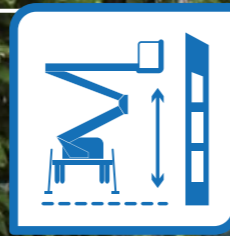


### COMPACTNESS

With a height of less than 2 m and a width of less than 80 cm, **CTE TRACCESS 135** passes through standard doors and narrow entrances.

### WIRED REMOTE CONTROL

The umbelical cable allows to manoeuvre the platform smoothly while shifting it, guaranteeing operator safety.



### CLEAN TOP BOOM

In **CTE TRACCESS 135** platforms both the extension cylinder and the electrical and hydraulic systems are inside the arm, protected from weathering and debris.

The electrical system and catenary housed inside the arm are protected from getting caught up with other elements during operation.



# TECHNICAL DATA

- Articulated boom (one element) + telescopic boom (main boom + extension) + jib
- 320° turret rotation on bearing turntable
- Individual hydraulic controls in basket
- Engine start and stop controls from basket
- Basket base in composite material with aluminium guardrails
- Automatic hydraulically actioned basket levelling
- Basket load sensing device
- N° 4 hydraulic outriggers with ground pressure sensors
- 230 V AC EC electrical socket in the basket
- Gradeability approximately 31%
- Drive speed max 1,5 Km /h
- Electro-hydraulic steering from the ground with an umbilical remote control system
- 230 V 1,5 Kw auxiliary engine
- Hour meter
- Standard boom colours blue (RAL 5017) or white (RAL 9003)
- EN 280:2013 CE certified

**Available with the following engines:**

**Honda 15 Hp petrol engine or Lombardini diesel engine**

## CTE S.p.A.

### Headquarter and Factory

7 Via Caproni  
Rovereto (TN) IT, 38068

**Ph.** +39 0464 48.50.50

**Fax** +39 0464 48.50.99

[info@ctelift.com](mailto:info@ctelift.com)

[www.ctelift.com](http://www.ctelift.com)

### Factory

5 Loc. Terramatta  
Rivoli Veronese (VR) IT, 37010

### CTE UK Ltd

Enderby Leicestershire - UK



UNI EN ISO 9001:2008 IT 61659